

Scaled data based on original data using  
LM-79-08 Approved Method: Electrical and Photometric Measurements of Solid-  
State Lighting Products

Test Report Prepared for  
Cooper Lighting Solutions  
(formerly Eaton)

Brand: McGRAW-EDISON

Report Number: P387039

Luminaire Tested: **GWC-SA2D-730-U-T2**

Issue Date: 3/3/2020

**Test Information**

Test Method: LM-79-08  
Report Number: P387039  
TEST IS SCALED FROM IESNA LM-79-08 TEST DATA (G2-1903-205-12)  
Test Lab: INNOVATION CENTER  
Issue Date: 3/3/2020  
Manufacturer: COOPER LIGHTING SOLUTIONS (FORMERLY EATON)  
Product Line: MCGRAW-EDISON  
Catalog Number: GWC-SA2D-730-U-T2  
Description: GALLEON WALL LUMINAIRE  
(2) 70 CRI, 3000K, 1200mA LIGHTSQUARES WITH 16 LEDS EACH AND TYPE II OPTICS  
Light Source: -  
Ballast/Driver: ELECTRONIC DRIVER

**Summary**

Lumens per Lamp: N/A  
Luminaire Lumens: 14472 lumens  
Efficiency: N/A  
Efficacy: 112.2 lumens/watt  
Luminous Opening: Rectangular (W 1' x L: 0.5' x H: 0')  
IES Classification: Type III - Medium  
BUG Rating: B2 - U0 - G3

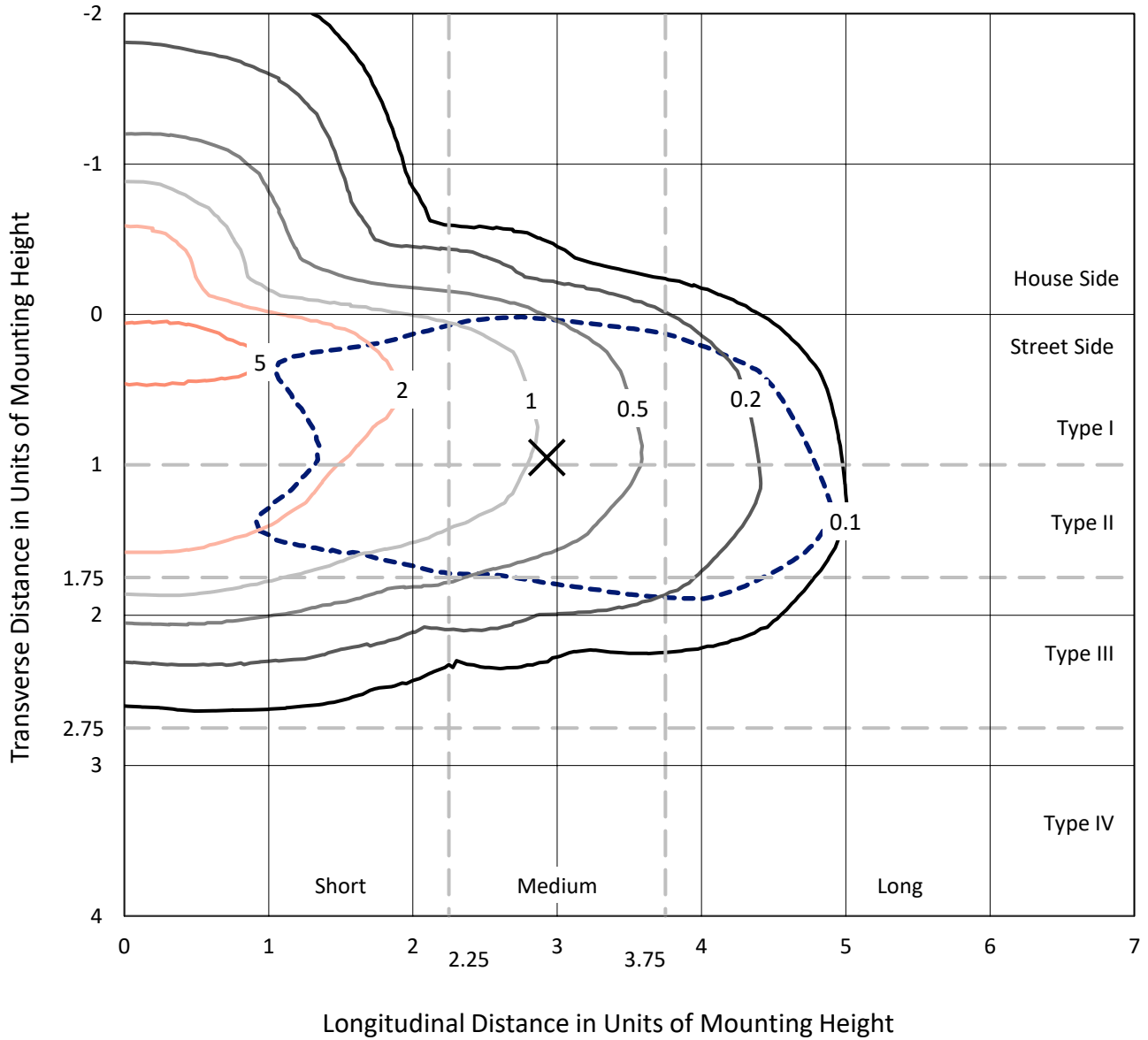
Input Watts (W): 129  
Input Voltage (V): NR  
Input Current (A<sub>in</sub>): NR  
Voltage Rise (V): NR  
Power Factor: NR  
Total Harmonic Distortion (THDi): NR  
Frequency (hertz): 60  
Stabilization Time: NR  
Operation Time: NR  
Ambient Temperature (°C): NR  
Test Distance: 24 FT



REPORT NUMBER: P387039  
 CATALOG NUMBER: GWC-SA2D-730-U-T2

### Iso-Footcandle Lines of Horizontal Illumination

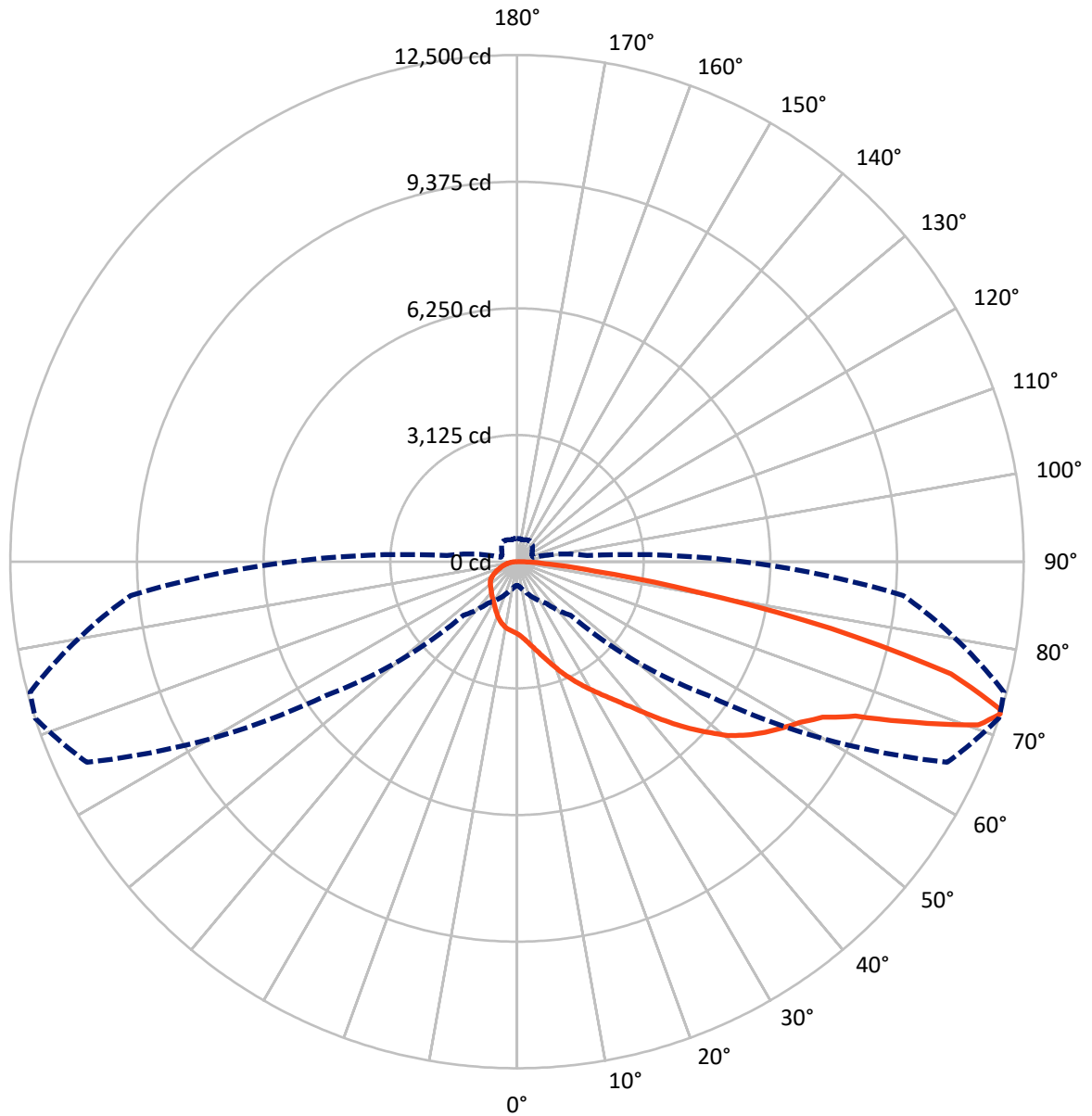
✕ Max cd  
 - - - 1/2 Max cd



Based on 20 foot mounting height. Maximum calculated value = 6.1 fc  
 Type III - Medium - N/A

REPORT NUMBER: P387039  
CATALOG NUMBER: GWC-SA2D-730-U-T2

### Luminous Intensity Polar Plot



— Vertical Plane Through 72-Deg Lateral    - - - Horizontal Cone Through 72-Deg Vertical

REPORT NUMBER: P387039

CATALOG NUMBER: GWC-SA2D-730-U-T2

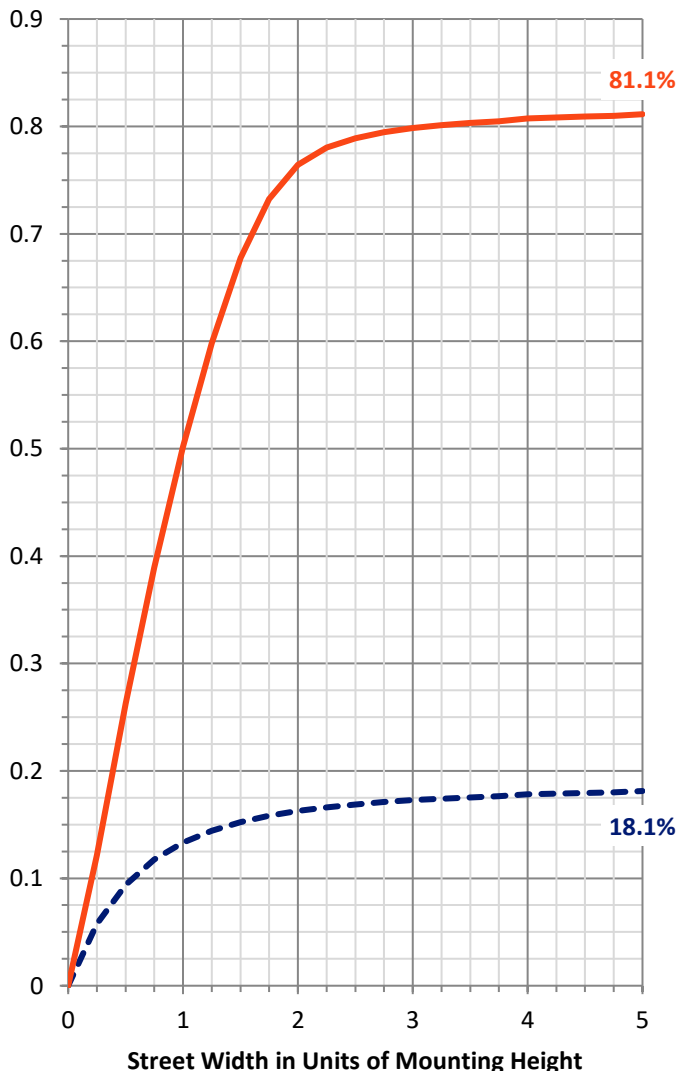
**FLUX DISTRIBUTION:**

		Downward	Upward	Total
<b>House Side</b>	Lumens	2684.7	0.0	2684.7
	% Fixture	18.6	0.0	18.6
<b>Street Side</b>	Lumens	11787.3	0.0	11787.3
	% Fixture	81.4	0.0	81.4
<b>Total</b>	Lumens	14472.0	0.0	14472.0
	% Fixture	100.0	0.0	100.0

**ZONAL LUMENS:**

Zone	Lumens	% Fixture
0°-10°	178.4	1.2
10°-20°	576.5	4.0
20°-30°	1010.2	7.0
30°-40°	1497.9	10.4
40°-50°	2190.8	15.1
50°-60°	3014.5	20.8
60°-70°	3356.0	23.2
70°-80°	2274.0	15.7
80°-90°	373.8	2.6
90°-100°	0.0	0.0
100°-110°	0.0	0.0
110°-120°	0.0	0.0
120°-130°	0.0	0.0
130°-140°	0.0	0.0
140°-150°	0.0	0.0
150°-160°	0.0	0.0
160°-170°	0.0	0.0
170°-180°	0.0	0.0
0°-90°	14472.0	100.0
0°-180°	14472.0	100.0

**Coefficient of Utilization**



REPORT NUMBER: P387039

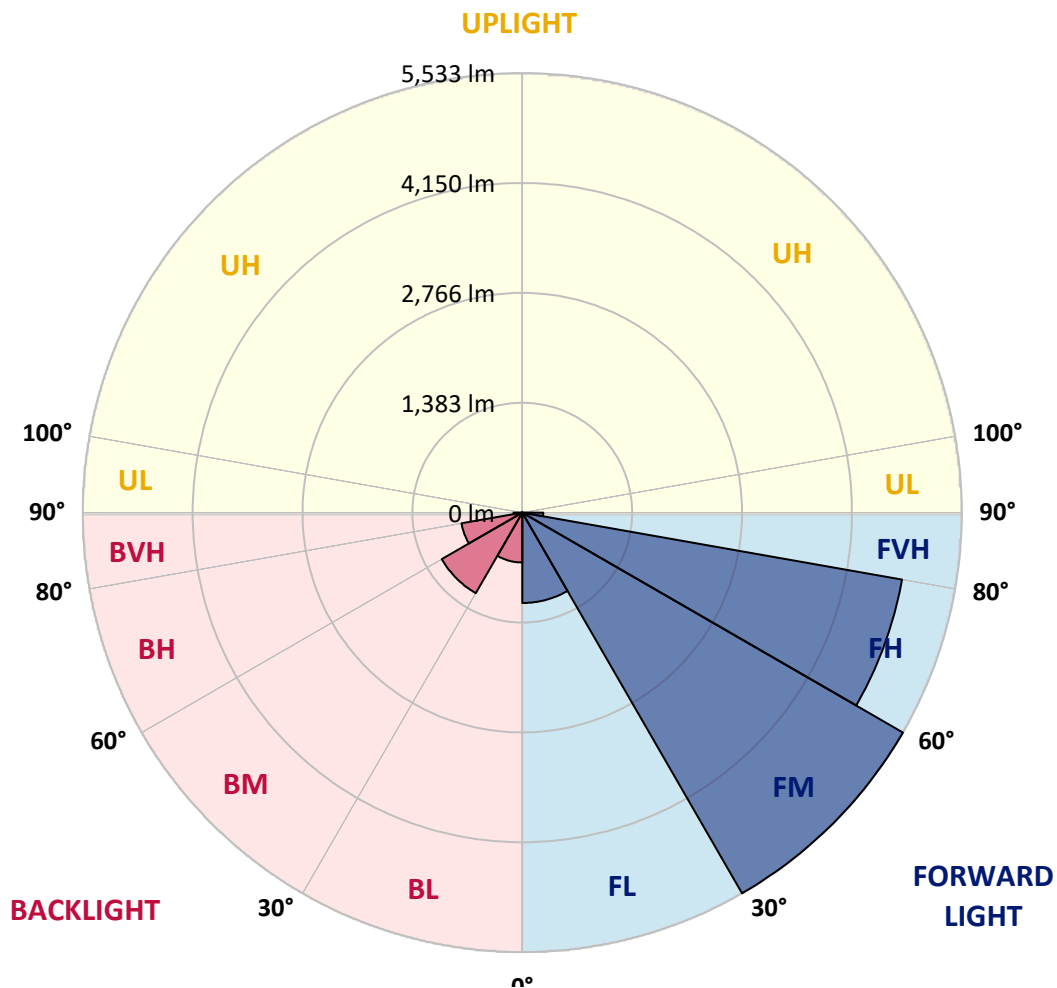
CATALOG NUMBER: GWC-SA2D-730-U-T2

**LUMINAIRE CLASSIFICATION SYSTEM LUMEN TABLE AND BUG RATING:**

Zone	Lumens	% Fixture	Zone Rating/Lumen Limit		
			B	U	G
FL (0°-30°)	1137.6	7.9			
FM (30°-60°)	5532.8	38.2			
FH (60°-80°)	4853.3	33.5			G2/5000
FVH (80°-90°)	263.6	1.8			G3/500
BL (0°-30°)	627.6	4.3	B2/1000		
BM (30°-60°)	1170.3	8.1	B2/2500		
BH (60°-80°)	776.7	5.4	B2/1000		G2/1000
BVH (80°-90°)	110.1	0.8			G2/225
UL (90°-100°)	0.0	0.0		U0/0	
UH (100°-180°)	0.0	0.0		U0/0	

**BUG Rating: B2-U0-G3**

Type III Medium





REPORT NUMBER: P387039

CATALOG NUMBER: GWC-SA2D-730-U-T2

**CANDELA DISTRIBUTION (FULL):**

	0°	5°	15°	25°	35°	45°	55°	65°	72°	75°	85°
0°	1780.4	1780.4	1780.4	1780.4	1780.4	1780.4	1780.4	1780.4	1780.4	1780.4	1780.4
2.5°	1966.8	1963.8	1953.3	1953.3	1933.4	1916.5	1884.6	1863.2	1837.7	1828.8	1798.9
5°	2157.1	2158.1	2145.2	2136.2	2106.8	2070.9	2016.6	1967.3	1918.0	1898.0	1836.7
7.5°	2317.1	2315.1	2311.6	2304.1	2276.7	2239.9	2166.6	2093.4	2020.6	1990.7	1885.1
10°	2419.8	2424.2	2427.2	2430.7	2419.3	2392.8	2323.6	2234.4	2139.2	2098.4	1942.9
12.5°	2471.6	2479.6	2493.5	2517.4	2536.4	2533.4	2483.0	2388.4	2275.2	2223.9	2015.1
15°	2502.0	2512.4	2534.4	2577.2	2630.5	2660.9	2647.5	2561.8	2435.7	2372.4	2103.3
17.5°	2520.9	2529.4	2563.3	2620.6	2699.8	2780.5	2815.9	2744.1	2617.1	2544.8	2204.5
20°	2533.9	2540.3	2582.7	2650.0	2752.6	2881.2	2979.8	2961.9	2816.9	2723.2	2310.1
22.5°	2562.8	2568.2	2608.6	2676.4	2790.0	2955.9	3137.8	3164.7	3027.7	2921.5	2423.2
25°	2643.5	2643.5	2677.4	2724.7	2831.4	3020.7	3271.4	3390.4	3243.0	3119.4	2527.9
27.5°	2797.5	2796.0	2808.4	2824.9	2905.6	3086.5	3390.4	3589.8	3466.2	3331.1	2629.5
30°	2979.8	2989.8	2991.3	2983.3	3021.2	3168.7	3500.6	3800.1	3690.9	3545.4	2733.7
32.5°	3214.5	3221.0	3213.6	3187.1	3181.7	3285.3	3608.7	4020.3	3934.1	3769.2	2828.9
35°	3512.5	3500.1	3476.7	3422.8	3371.5	3441.3	3732.3	4240.6	4207.2	4039.7	2959.9
37.5°	3831.9	3832.4	3803.5	3681.5	3610.7	3640.6	3902.7	4490.2	4537.5	4361.6	3127.8
40°	4088.1	4101.5	4119.5	3959.0	3867.3	3908.7	4119.5	4779.7	4928.2	4743.3	3346.6
42.5°	4267.0	4282.4	4333.2	4232.6	4137.4	4214.1	4374.6	5088.7	5366.7	5183.8	3602.7
45°	4456.3	4464.8	4500.7	4457.3	4396.5	4569.4	4662.1	5408.6	5830.6	5653.2	3889.2
47.5°	4655.6	4664.6	4701.5	4672.6	4640.7	4901.3	4962.1	5710.0	6275.1	6169.0	4195.2
50°	4901.8	4907.8	4942.7	4890.3	4900.3	5151.4	5230.2	5986.6	6741.0	6632.4	4502.2
52.5°	5237.7	5239.1	5287.5	5240.1	5193.3	5334.8	5460.9	6247.2	7106.3	7055.0	4809.1
55°	5500.8	5516.7	5675.2	5665.2	5638.3	5501.3	5653.7	6495.4	7432.2	7456.6	5135.0
57.5°	5332.8	5395.1	5716.0	5942.3	6162.5	5915.3	5914.3	6774.9	7735.1	7850.8	5493.3
60°	4670.6	4755.3	5228.2	5730.0	6419.1	6635.9	6455.5	7116.3	8041.1	8241.4	5942.3
62.5°	3335.6	3475.2	4116.0	4917.2	6067.3	7113.3	7556.8	7657.9	8457.2	8693.9	6525.8
65°	1686.3	1791.9	2329.1	3294.3	4847.5	6801.3	8753.7	8843.9	9180.2	9390.5	7424.2
67.5°	1024.5	1064.4	1326.5	1832.3	2971.9	5297.9	9144.3	10820.6	10579.5	10691.1	8705.3
70°	754.9	784.3	947.8	1216.9	1709.2	3108.9	7945.4	12231.3	12072.9	12060.4	9652.1
72°	588.0	609.4	753.9	983.2	1249.7	1865.1	5758.9	11710.6	12500.4	12437.6	9565.4
72.5°	557.6	576.5	708.1	925.3	1181.0	1690.7	5177.9	11359.3	12469.5	12441.1	9453.3
75°	439.0	452.5	524.2	715.6	924.4	959.2	2837.3	8803.0	11061.8	11521.7	8502.5
77.5°	363.3	365.3	403.1	520.7	720.5	678.2	1393.8	6107.7	7921.0	8426.8	6023.0
80°	296.0	298.5	316.4	365.3	545.1	501.8	661.7	3512.0	4434.9	4440.4	2864.2
82.5°	235.7	236.2	256.1	267.1	391.7	358.8	379.2	1648.9	1937.9	1864.1	1029.5
85°	165.9	162.4	250.1	219.3	256.1	230.2	209.3	652.8	801.3	766.4	322.4
87.5°	55.3	57.3	111.1	142.0	149.5	130.6	93.2	250.1	302.5	300.0	102.2
90°	0.0	0.0	0.0	0.0	0.0	0.0	0.0	0.0	0.0	0.0	0.0



REPORT NUMBER: P387039

CATALOG NUMBER: GWC-SA2D-730-U-T2

**CANDELA DISTRIBUTION (continued):**

	90°	95°	105°	115°	125°	135°	145°	155°	165°	175°	180°
0°	1780.4	1780.4	1780.4	1780.4	1780.4	1780.4	1780.4	1780.4	1780.4	1780.4	1780.4
2.5°	1789.4	1773.5	1750.0	1724.1	1703.7	1682.8	1667.3	1659.3	1650.4	1642.9	1651.9
5°	1808.3	1778.4	1728.6	1679.8	1643.9	1612.0	1589.1	1577.1	1566.2	1558.7	1559.7
7.5°	1839.2	1790.9	1707.2	1635.9	1586.1	1551.7	1528.3	1520.3	1513.3	1511.4	1513.8
10°	1872.1	1800.9	1678.8	1584.1	1527.3	1498.9	1488.4	1493.9	1498.9	1503.4	1508.4
12.5°	1909.5	1809.8	1637.4	1523.3	1475.0	1464.0	1474.5	1498.4	1515.8	1526.3	1532.8
15°	1958.3	1817.8	1589.6	1462.5	1430.1	1442.6	1478.0	1519.3	1549.7	1569.2	1572.1
17.5°	2003.2	1817.3	1528.3	1401.2	1393.8	1430.1	1483.4	1541.7	1582.6	1610.0	1615.5
20°	2049.5	1803.9	1457.0	1341.4	1356.9	1416.7	1485.9	1556.2	1605.5	1637.4	1644.9
22.5°	2092.9	1780.4	1378.8	1287.1	1326.0	1398.7	1476.5	1547.7	1597.1	1623.0	1630.9
25°	2122.3	1739.6	1299.6	1241.3	1298.6	1376.8	1445.6	1502.9	1539.8	1552.7	1554.7
27.5°	2137.2	1686.3	1224.8	1201.4	1270.2	1340.9	1388.3	1416.7	1427.1	1426.1	1424.1
30°	2139.2	1616.0	1160.5	1169.0	1237.3	1288.1	1310.5	1305.1	1291.6	1268.7	1270.7
32.5°	2132.7	1536.8	1106.7	1138.1	1195.4	1223.8	1224.8	1198.4	1162.5	1126.2	1116.2
35°	2134.7	1459.0	1059.4	1103.2	1144.6	1157.1	1145.6	1106.7	1057.9	1011.1	1001.1
37.5°	2156.7	1391.3	1018.5	1062.9	1088.3	1091.3	1074.8	1034.0	998.1	952.3	948.3
40°	2209.0	1342.9	979.7	1017.5	1032.0	1033.5	1010.1	981.2	984.1	959.7	959.2
42.5°	2303.2	1322.0	945.3	970.2	979.2	982.2	964.2	945.8	971.7	955.7	950.3
45°	2424.7	1327.0	916.4	923.9	940.3	954.2	943.3	920.9	930.8	861.6	838.6
47.5°	2565.3	1358.9	893.5	884.0	912.4	938.8	921.9	888.0	852.6	783.8	770.9
50°	2729.7	1408.2	872.5	844.6	882.0	917.9	900.9	852.6	799.3	765.9	761.4
52.5°	2901.1	1468.5	851.6	801.3	843.6	901.9	893.5	844.6	778.8	746.0	740.0
55°	3095.5	1529.3	825.2	750.9	802.3	894.5	890.0	815.7	763.4	745.0	740.5
57.5°	3337.1	1598.6	790.3	698.6	763.4	867.5	853.6	798.3	747.5	733.5	732.0
60°	3652.1	1700.7	740.0	642.8	716.1	826.2	823.2	772.9	722.0	712.1	710.1
62.5°	4124.4	1869.6	670.7	587.0	663.2	755.9	783.3	738.5	695.1	694.6	695.6
65°	4857.0	2123.8	595.5	538.2	609.9	696.6	737.0	703.1	667.7	677.7	679.2
67.5°	5706.1	2334.5	521.7	490.3	555.6	640.3	695.1	667.7	631.3	657.3	657.8
70°	5988.6	2146.2	456.9	443.0	499.3	586.0	649.8	628.9	592.0	617.9	615.4
72°	5573.0	1732.6	415.1	407.1	456.9	541.2	609.4	592.5	556.1	573.5	567.1
72.5°	5442.0	1651.9	404.6	398.1	445.5	529.7	599.0	583.5	547.1	562.1	556.1
75°	4854.5	1434.6	347.8	349.3	388.7	473.9	540.2	535.2	497.8	499.3	497.3
77.5°	3521.0	1051.9	293.0	303.0	330.9	416.6	480.9	477.9	437.0	429.5	428.0
80°	1633.9	536.7	238.7	243.2	272.1	348.3	410.1	406.1	373.2	363.8	358.3
82.5°	559.6	255.1	179.4	182.4	210.8	280.5	355.8	353.3	325.9	307.5	296.0
85°	199.8	127.1	125.6	122.6	150.5	220.7	309.9	296.5	256.1	218.3	217.3
87.5°	64.8	54.3	64.8	64.3	87.7	149.5	225.2	191.8	185.9	154.5	151.5
90°	0.0	0.0	0.0	0.0	0.0	0.0	0.0	0.0	0.0	0.0	0.0



Signify Classified - Internal  
Cooper Lighting Solutions Photometric Lab  
1121 Highway 74 South  
Peachtree City, GA 30269

Scaled Data Report



Report Generated By 670245982

Signify Classified - Internal  
Cooper Lighting Solutions Photometric Lab  
1121 Highway 74 South  
Peachtree City, GA 30269

Scaled Data Report



Signify Classified - Internal  
Cooper Lighting Solutions Photometric Lab  
1121 Highway 74 South  
Peachtree City, GA 30269

Scaled Data Report



Signify Classified - Internal  
Cooper Lighting Solutions Photometric Lab  
1121 Highway 74 South  
Peachtree City, GA 30269

Scaled Data Report





--- HS — SS

Signify Classified - Internal  
Cooper Lighting Solutions Photometric Lab  
1121 Highway 74 South  
Peachtree City, GA 30269

Scaled Data Report



u

Signify Classified - Internal  
Cooper Lighting Solutions Photometric Lab  
1121 Highway 74 South  
Peachtree City, GA 30269

Scaled Data Report



Signify Classified - Internal  
Cooper Lighting Solutions Photometric Lab  
1121 Highway 74 South  
Peachtree City, GA 30269

Scaled Data Report



(END OF REPORT)